

DPA

DANSK
PRODUCENT
ANSVAR

Guidelines for registration and reporting

Dansk Producentansvar, October 2023

Step-by-step guidelines for registration of new producers/importers and how to conduct the annual reporting.

DPA is short for Dansk Producentansvar (Danish Producer Responsibility). DPA oversees administrative tasks associated with the rules on producer responsibility under the Danish environmental law regarding waste from electrical and electronic equipment, end-of-life batteries and accumulators, and end-of-life vehicles.

The producer responsibility for these waste types has authority in the Danish Environmental Protection Act. This Act translates into three Statutory Orders for the different waste types: the WEEE Order, the Battery Order, and the End-of-life Vehicles Order (the current statutory texts can be found on www.producentansvar.dk).

The Danish Statutory Orders take offset in three EU directives for the same waste types: the so-called WEEE Directive, the Batteries Directive, and the ELV Directive. Also, these directives with exact titles and dates can be found on www.producentansvar.dk.

Producer responsibility rests on the principle that each producer or importer assumes responsibility for collection and management of WEEE, waste batteries, and end-of-life vehicles to the effect that products becoming waste are managed in an environmentally correct manner, with the highest possible utilisation of resources contained in such products.

Producers and importers are in the following referred to as producers as the rules applying to both types are the same.

In general, the following abbreviations are used: WEEE for waste electrical and electronic equipment, BAT for batteries and accumulators, ELV for end-of-life vehicles and FTT for filters for tobacco products.

Contents

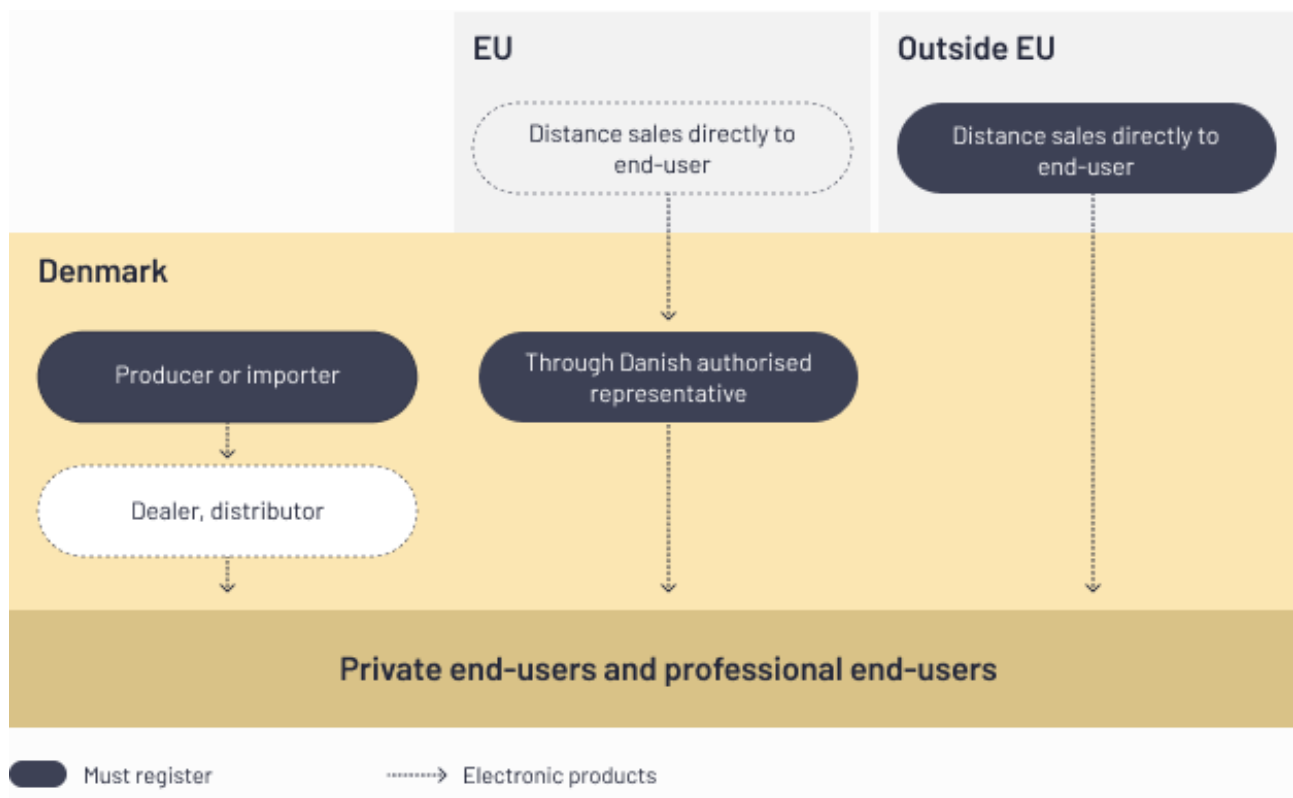
Important to note before registration.....	4
Product categories	5
Special for portable batteries	6
Special for vehicles	6
Special for tobacco product filters	6
Collective schemes	6
Admission requirements	6
Registration	7
How to get access to the producer register for Danish and foreign companies.....	9
Linking to categories and budget quantities	10
Join a collective scheme	11
Manage brands	11
Confirmation of registration in the DPA register.....	12
Reporting	13
How to start	13
Categories	14
Quantities placed on the market - mandatory	15
Re-exported quantities - optional	16
Special for batteries	16
Quantities subject to transfer of responsibility - optional	17
Collected quantities	18
End-of-life vehicles	18
Quantities treated	19
Special for batteries	20
Environmental treatment of vehicles.....	20
Reporting statement	21
Digital signature.....	21

Important to note before registration

Companies in the form of producers placing as the first level of the distribution chain electrical and electronic equipment, batteries, or vehicles on the market in Denmark are generally covered by the environmental legislation regarding producer responsibility.

The producer responsibility means that the company must register with DPA in order to legally place products on the market in the fields of electronics, batteries and vehicles. This also applies to foreign companies established in another EU country selling, for instance, through the internet in-scope products to end-users on the Danish market; they must register for producer responsibility in Denmark through an authorised representative with a Danish CVR number. Foreign businesses outside the EU must register directly in the register if they sell to end-users in Denmark.

Figure 1: Which types of businesses must register in Denmark?



Product categories

In connection with the registration, the producer must state the category/-ies to which the equipment belongs and, in the case of EEE, inform whether the equipment can be used in private households or whether it is only for professional use. For batteries, the chemical substance group must be indicated.

Table 1: Reporting categories for electronics, batteries, and vehicles

Electronics categories	Sub-categories - End-user
1. Temperature exchange equipment 2. Screens, monitors and equipment containing screens having a surface larger than 100 cm ² 3. Light sources 4. Large equipment > 50 cm 5. Small equipment < 50 cm 6. Small IT and telecommunication equipment <50 cm 7. Photovoltaic panels	Households or Professional use
Batteries	Sub-categories - Substance groups
Automotive batteries	Lead acid Nickel Cadmium (NiCd) Other (Lithium etc.)
Industrial batteries	Lead acid Nickel Cadmium (NiCd) Other (Lithium etc.)
Portable batteries	Mercury (Zinc / Mercury oxide / Silver oxide) Lead acid Nickel Cadmium (NiCd) Other (Lithium etc.)
Vehicles	Sub-categories
Passenger cars Small trucks	None, but reported in number of units
Tobacco product filters	Sub-categories
Filters for tobacco products	None, but reported in number of units

Special for portable batteries

Producers placing portable batteries on the market must submit data on quantities of portable batteries placed on the market in the previous calendar year (in kilograms). This must be registered with the Danish Tax Agency in the period from 1 January to 15 February. Subsequently, the Danish Tax Agency transfers these data to DPA.

Special for vehicles

For imports of new and second-hand vehicles imported for use in Denmark for the first time, DPA receives data from the Motor Vehicle Agency no later than 15 March every year. Vehicles are reported in number of units.

Special for tobacco product filters

Businesses which put tobacco product filters on the market must register themselves in the producer register. The reporting itself must be carried out quarterly to the Danish Environmental Protection Agency (Miljøstyrelsen) via virk.dk. The marketed quantities should be reported in number of units.

Collective schemes

For producers registered under a collective scheme, this scheme will normally undertake registration and reporting to DPA on behalf of the producer. However, producers placing portable batteries on the market must themselves report such quantities to the Danish Tax Agency. Producers must also sign a digital confirmation of registration as well as the annual reporting declaration.

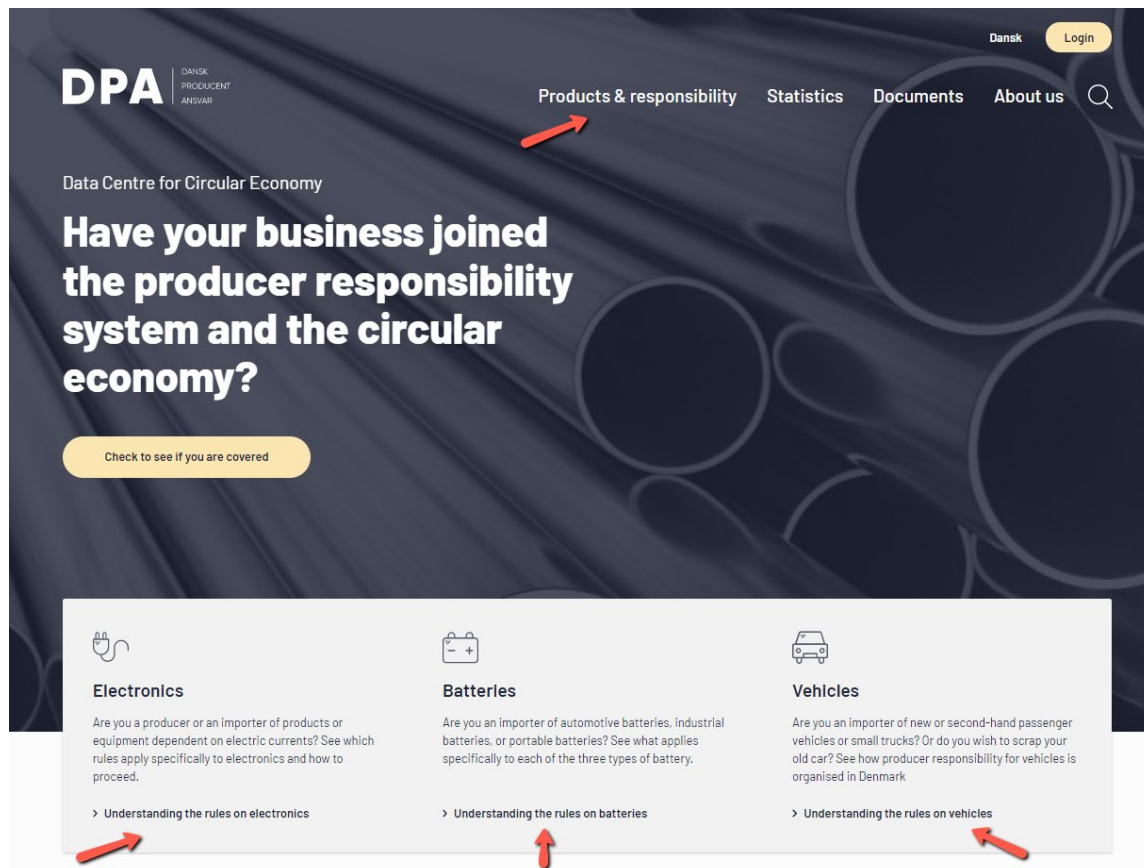
At any given time, it is the responsibility of the producer to control whether master data are accurate and updated.

Admission requirements

All businesses with a Danish CVR number must use the business' MitID Erhverv for login and signing, once the user access has been activated. Foreign businesses log in with an access code after activation of an access mail.

Registration

1. To create your business, you must enter www.producentansvar.dk - registrering or use the entries indicated by arrows. Click Establish registration.



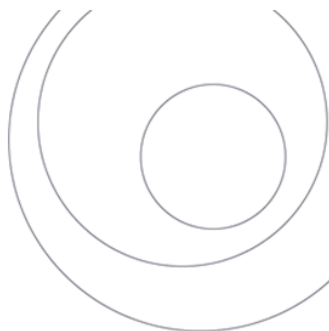
NOTE! You may go through the short test on the website producentansvar.dk to know more about your producer responsibility.

2. Enter CVR number whereafter data can be retrieved from the central business register. Fill in all requested fields. Click Save.

The screenshot shows the DPA (Dansk Producentansvar) registration interface. On the left is a dark blue sidebar with a 'MENU' and options like 'Home', 'Producers', 'Register new producer', 'Search', and 'Allocation - Maps'. The main content area is titled 'Register as producer or importer'. It includes instructions: 'Company Information: Enter this at the left side, including company contact details.' and 'Contact person from this company: Enter this at the right side, and also enter the contact person name and email - this will also be the first user in the system. The contact person must be a person from the company entered in the right side.' The form is divided into two main sections: 'Company details' and 'Contact person details'. The 'Company details' section includes fields for Country (set to Denmark), CVR/VAT (with a 'Hent cvr data' button), Company name, Address (with Address 2), City, Zip code, Web address, Company contact email, and Company contact phone. The 'Contact person details' section includes fields for Company contact person first name, Company contact person last name, and Company contact person email. A green 'Save' button is located at the bottom right of the form.

3. After approx. two minutes, you will receive an email with an activation link that you click (you may check your spam filter).

DPA | DANSK
PRODUCENT
ANSVAR



Kære Ole Olsen,

Du har oprettet virksomheden Company APS med cvr.nr XXXXXXXX i Producentansvarsregistret hos DPA og modtager derfor denne mail.

For at fuldføre registreringen, skal du gøre følgende, efter du har aktiveret nedenstående link:

1. Angiv produktkategorier
2. Angiv budgetmængder i kg (forventede solgt i indeværende år)
3. Tilknyt eventuelt en kollektiv ordning
4. Angiv eventuelt fjernsalg
5. Angiv varemærker
6. Signér bekræftelsen

Vigtigt: Registreringen er først endelig fuldført, når bekræftelsen er underskrevet.

For at fortsætte med oprettelsen, skal du klikke på dette link: [Aktivér registrering](#)

How to get access to the producer register for Danish and foreign companies

4. **Foreign company:**

Enter Username and Password. (Foreign companies are now logged in.)

5. **Danish company:**

Companies with a Danish CVR number should use their company's MitID Erhverv.

To get assigned rights to access the producer register, contact your company's NemLog-in administrator.

How to do for the company's NemLog-in administrator:

- Log onto [MitID Erhverv](#)
- Find the relevant staff member of your company and select 'Edit user'
- Select 'Give rights' under the section Rights
- Find category: 'Environment and agriculture'
- Tick 'Producer responsibility W/E/B/F: Company'
- Select 'Give rights'

The staff member can now access the producer register through the DPA login page and MitID on the left-hand side of the page.

Adgang til Producentansvar for elektronik, batterier og biler

Vælg højre eller venstre login metode:

1. VENSTRE adgang: Danske virksomheder og kommuner eller virksomheder med dansk NemLog-in (MitID)
2. HØJRE adgang: Udenlandske virksomheder (EU eller udenfor EU) som ikke har NemLog-in

Dansk MitID bruger?

Kontakt første gang jeres NemLog-administrator i virksomheden (eller kommunen), da denne skal give jeres MitID erhvervsrettigheder specielt til DPA-producentansvarsregister. Vis venligst denne side til jeres administrator.

Adgang med NemLog-in (MitID Erhverv)

Login

KONTAKT først jeres NEMLog-in-administrator

Alle virksomheder eller kommuner med flere ansatte skal udnævne mindst én administrator til NemLog-in, og for bla. at sikre den enkelte medarbejder de relevante MitID erhvervsrettigheder. Når I anvender offentlige digitale tjenester bliver I bedt om at logge ind via en NemLogin-løsning. Nu erstatter MitID Erhverv den tidligere NemID medarbejder signatur, så når I fremover skal administrere brugere, tildele rettigheder og give fuldmagter, sker det i én og samme løsning.

MitID Erhverv og rettigheder til DPA.

Generelt om MitID og administrators tildeling af rettigheder: <https://mitid-erhverv.dk/support/>

Specifikt for DPA: Se hvordan du som administrator finder DPA i MitID's rettighedskompleks

Username

Password

☐ **Remember my login**

[Forgot your password?](#)

Login

All companies outside Denmark without a Danish VAT.nr (CVR.no) must log on using login and password.

Linking to categories and budget quantities

Under the menu item 'Categories and quantities', mark the product categories of electrical equipment (WEEE) and/or batteries (BAT) and/or ELV relevant to your business' product range and thus, are subject to producer responsibility. Read more about categories at producentansvar.dk.

For electrical equipment, the categories are registered under end-user 'Households' or 'Businesses' – depending on whether this equipment **may** be found in private households or similar or is specifically manufactured for professional use. It is possible to mark both types of end-users under each relevant category.

6. Select or add year by the tabs in the top panel. You mark the categories by switching from red to green. Enter budget quantities in kg (expected sold in the current year). Click Save at the bottom.

WEEE

1. Temperature Exchange Equipment	Household	Business
2. Screens & Monitors	Household	Business
3. Light Sources	Household	Business
4. Large Equipment	Household	Business
Budgeted quantities	Budgeted (kg) Input in kg	Collapse
5. Small Equipment	Household	Business
6. Small IT and telecommunications equipment	Household	Business
7. Photovoltaic panels	Household	Business

ELV

Light goods vehicles	
Passenger vehicles	

Save

Join a collective scheme

If you wish to become a member of a collective scheme, you can select one under the menu item Collective schemes in the menu on the left-hand side. The selected scheme will receive an email which they can accept or reject.

7. Select the menu item "Collective schemes" on the left-hand side, select the right collective scheme off each category, Click Save

Collective Schemes



The list below shows which categories possibly are attached to collective schemes. You can change the relations to the collective schemes by attaching categories to a collective scheme or remove these attachments.

When a category is attached to a collective scheme, then the collective scheme must manage the reporting on the given category.

Read more about the different collective schemes in Denmark on <https://www.producentansvar.dk/en/WEEE/Producers/Producer-Compliance-Schemes>.

Please notice, that it is not statutory to be a member of a collective scheme. It can, however, under certain circumstances be an option for producers with large volumes of household products, since a take-back obligation can be assumed.

Please contact the collective scheme before sending a request from here.

2021	
WEEE	
2. Screens & Monitors	<div>Business </div> <div>Individuel </div>
5. Small Equipment	<div>Individuel</div>
6. Small IT and telecommunications equipment	<div>elretur</div>

RAT

Lyskildebranchens WEEE Forening

ERP DENMARK ApS

Rene AG

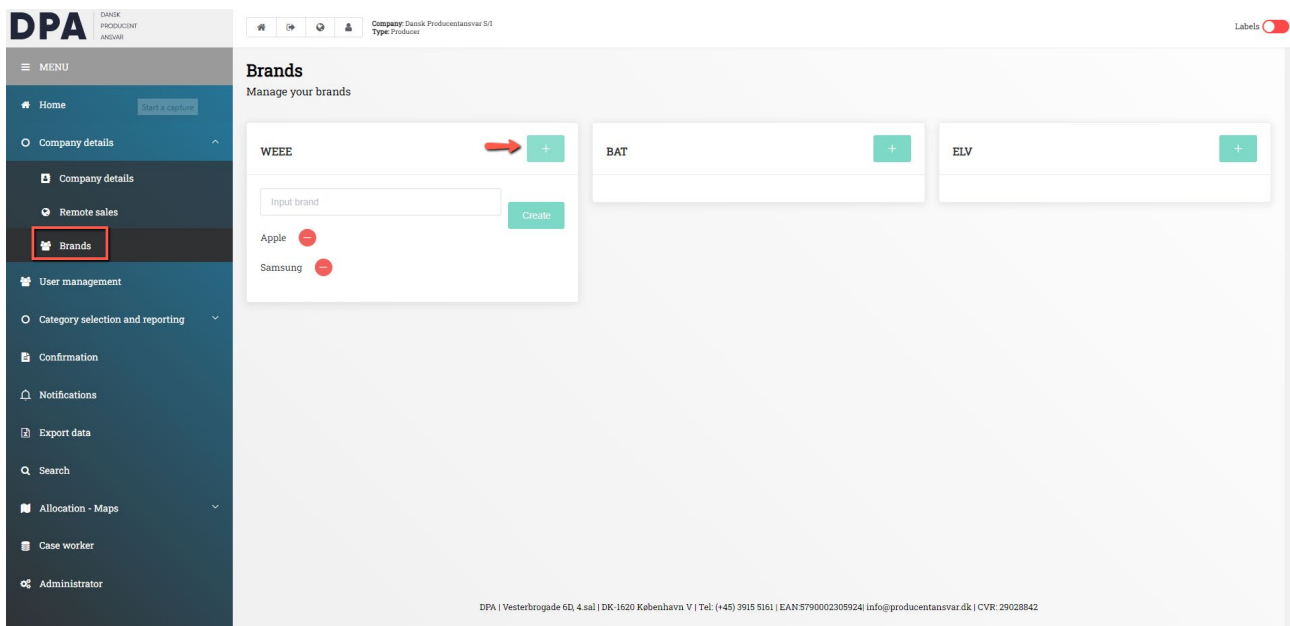
ReturBat

STENA RECYCLING A/S

Manage brands

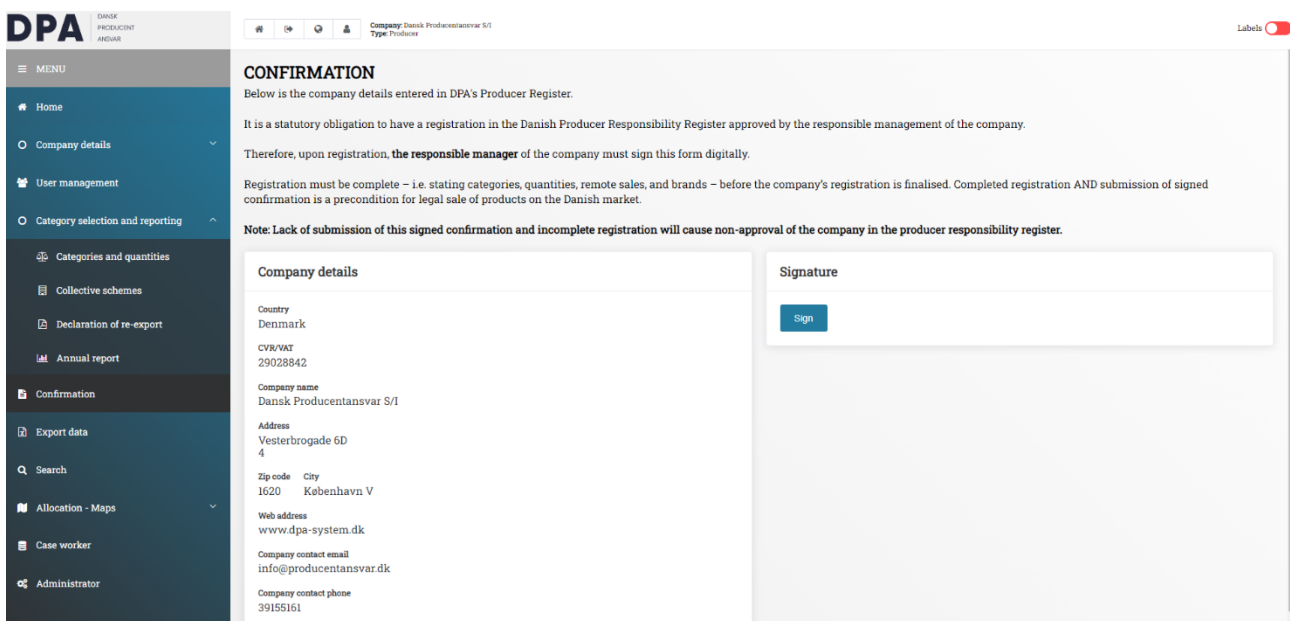
8. Select the menu item "Company details" on the left-hand side, select "Brands", create brand by clicking on "+" outside the product area, type brand name, click Create.

Repeat for several brands or other product names.



Confirmation of registration in the DPA register

- After selecting categories, click **Confirmation** in the menu on the left-hand side. Here you must digitally sign the confirmation in order to have your registration approved.



NOTE! Once the confirmation is signed, the registration is approved and the menu item changes from **Confirmation** to **Registration certificate**.

Reporting

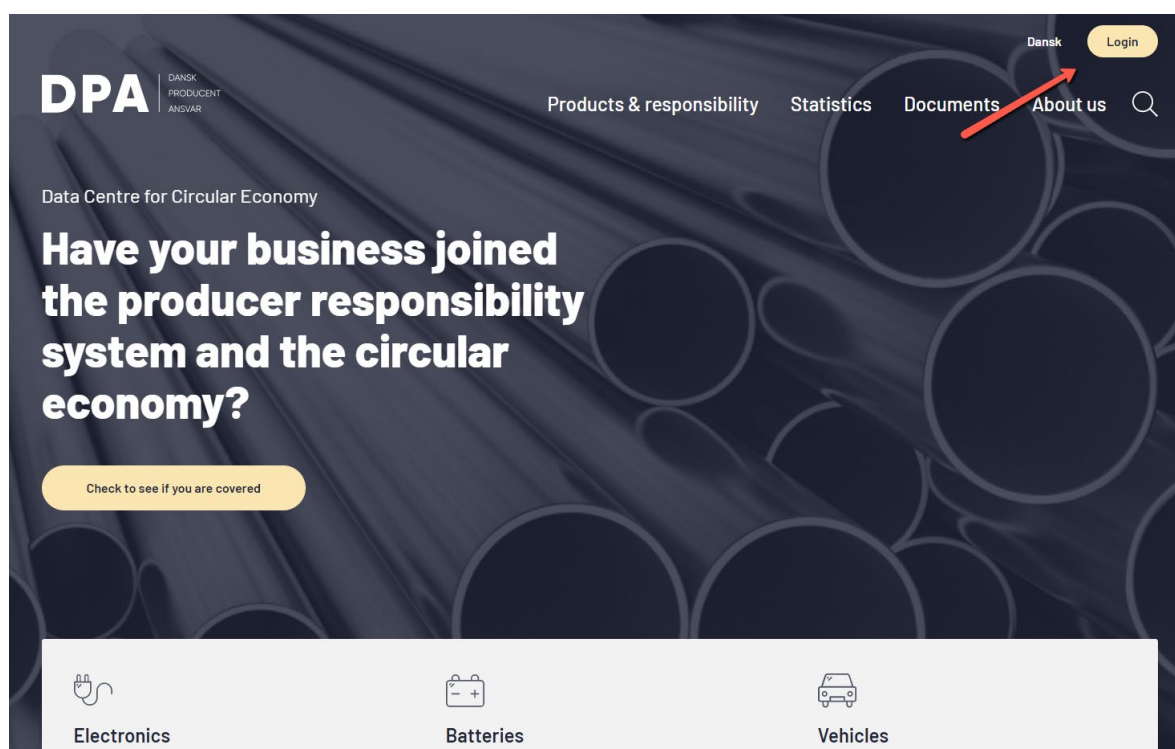
In the period **1 January to 31 March**, the system is open for entry of the data which form the basis of the national producer responsibility legislation. In this period, all producers, their collective schemes or their authorised representatives (other EU countries) must report quantities of electrical equipment, batteries or vehicles that have been placed on the market in Denmark as well as any quantities collected/taken back and sent for environmental treatment in the previous calendar year.

NOTE!

- ✓ The collective schemes report to the producer register on behalf of the producers who are members of the scheme.
- ✓ The Danish Tax Agency transfers data to the producer register on behalf of producers of portable batteries and vehicles.
- ✓ Portable batteries must be reported to the Danish Tax Agency no later than 15 February.

How to start

1. Log into the register through producentansvar.dk (See item 4 above)



Companies not registered themselves in due time may report for previous years for which they have been subject to producer responsibility.

Categories

Under the menu item 'Categories and quantities' you will find an overview of the categories under which the company is registered under the tab in the year in question. It is possible to select or de-select categories in relation to the range of products of the business.

2. *Tabs in the top panel show the reporting year. If you have corrections for the previous year, you select this year. Corrections can only be made in the reporting period. Click Expand on the right-hand side to see reporting fields.*

DPA Danish Product Allocation

Categories and quantities

Select or deselect categories of electronic equipment (EE), batteries (BAT) and/or vehicles (ELV) which the company produces/imports in order to sell on the Danish market. Note that the company will only appear as in the public search if active categories have been selected for the current year.

2021 2020 Add year

WEEE

Category	Household	Business	Expand
1. Temperature Exchange Equipment	<input type="checkbox"/>	<input checked="" type="checkbox"/>	Expand
2. Screens & Monitors	<input type="checkbox"/>	<input checked="" type="checkbox"/>	
3. Light Sources	<input checked="" type="checkbox"/>	<input checked="" type="checkbox"/>	Expand
4. Large Equipment	<input type="checkbox"/>	<input checked="" type="checkbox"/>	Expand
5. Small Equipment	<input type="checkbox"/>	<input checked="" type="checkbox"/>	
6. Small IT and telecommunications equipment	<input type="checkbox"/>	<input checked="" type="checkbox"/>	
7. Photovoltaic panels	<input checked="" type="checkbox"/>	<input checked="" type="checkbox"/>	Expand

BAT **ELV**

Fill in the quantity in kilograms placed on the Danish market for the entire previous calendar year.

Quantities placed on the market – mandatory

Quantities of **electrical equipment** placed on the market must be entered in kilograms and broken down on categories and end-users, i.e. within each category, how many kilograms can be used in households and quantities of equipment manufactured exclusively for professional use.

You must report quantities of **batteries** placed on the market distributed on type of battery and chemical substance groups, i.e. how many kilograms were placed on the market distributed on the following substances: Lead acid, Nickel Cadmium, Mercury and Others (i.a. Lithium).

Portable batteries must be reported to the Danish Tax Agency **no later than 15 February**. Quantities of portable batteries placed on the market must be reported to the Danish Tax Agency who transfers data to DPA.

Find more details on reporting to the Danish Tax Agency at [our website under batteries](#)

Imported and sold new or second-hand **vehicles** are reported in numbers distributed on passenger cars and light trucks. The Motor Vehicle Agency submits data to DPA every year before 15 March.

3. Click *Expand* on the right-hand side next to categories and enter quantities in kilograms. Click *Save*.

The screenshot displays the WEEE (Waste Electrical and Electronic Equipment) reporting interface. At the top, there are tabs for the years 2021 and 2020, and a button to 'Add year'. The main heading is 'WEEE'. On the right, there is a link to 'Start audit - management statement'. The interface is divided into two main sections: 'Household' (indicated by a green toggle) and 'Business' (indicated by a red toggle). The 'Household' section is expanded, showing various input fields for quantities in kilograms (kg). The 'Business' section is collapsed. The 'Household' section includes fields for 'Marketed quantities', 'Reexported quantities', 'Collected quantities', and 'Treated quantities'. The 'Treated quantities' section is further divided into 'Stena Recycling A/S' and 'H.J. HANSEN GENVINDINGSINDUSTRI A/S', each with sub-fields for 'Sent to treatment', 'Reused (kg)', 'Recycled (kg)', and 'Incinerated (kg)'. The 'Business' section also has a 'Collapse' button.

Category	Household	Business
Marketed quantities	Marketed (kg) 4203272	
Reexported quantities	Reexport (kg) Input in kg	
Collected quantities	Collected by municipality (kg) 2227167 Collected by producer (kg) 325611 Own collection - share from distributors Input in kg	
Treated quantities		

Treatment Facility	Sent to treatment	Reused (kg)	Recycled (kg)	Incinerated (kg)
Stena Recycling A/S	1077991	0	869939	196194
H.J. HANSEN GENVINDINGSINDUSTRI A/S	1287030	0	1061537	224296

Re-exported quantities - optional












A registered producer or importer who can document that a share of the quantities of electrical equipment registered as placed on the market in Denmark has been sold and exported out of the country by a subsequent dealer can report this re-exported quantity and get a refund. Exported quantities must be reported under the same year as other quantities placed on the market. Reporting of re-exported quantities is not subject to a statutory requirement.

Note! Documentation must be presented when reporting the re-exported quantity. To document quantities re-exported, you need to fill in a form and upload it in connection with your annual reporting no later than **31 March**. You can find the forms for the present reporting year and the previous years under the menu "Declaration on re-export"; this is also where you upload the filled-in form.

Special for batteries

Portable batteries reprocessed into industrial batteries (in battery packs used exclusively for industrial purposes) or exported by the purchaser (subsequent level) can be deducted from the quantity of portable batteries placed on the market, provided that documentation is available. This documentation must be presented to the Danish Tax Agency. If an adjustment is made, the Danish Tax Agency will transfer the adjusted data to DPA.
















4. If you can document your exported quantity, enter the quantity and click Save or leave the field empty.

3. Light Sources	Household 	Business 	Collapse 
Marketed quantities	Marketed (kg)  <input type="text" value="0"/>		
Reexported quantities	Reexport (kg)  <input type="text" value="Input in kg"/>		
Collected quantities	Collected by municipality (kg)  <input type="text" value="Input in kg"/> Collected by producer (kg)  <input type="text" value="Input in kg"/> Own collection - share from distributors  <input type="text" value="Input in kg"/>		
Treated quantities 	Choose treatment facility  		

Quantities subject to transfer of responsibility - optional

Producers placing electrical equipment for professional use or automotive or industrial batteries on the market may enter into agreements with a subsequent level in the distribution chain about transfer of the take-back duty under the producer responsibility scheme. This is known as 'quantities subject to transfer of responsibility' and is a contractual issue between the producer and his customer, not involving DPA. Quantities subject to transfer of responsibility make up a fraction of the quantities placed on the market, so the quantity must always be lower than or equal to quantities placed on the market in the calendar year in question. If no quantities have been subject to transfer of responsibility, then leave the field empty.

5. *If you have transferred the responsibility for products for professional use, enter the quantity and click Save or leave the field empty.*

3. Light Sources	Household 	Business  Collapse 
Marketed quantities	Marketed (kg)  <input type="text" value="0"/>	Marketed (kg)  <input type="text" value="Input in kg"/> Responsibility assigned  <input type="text" value="Input in kg"/>
Reexported quantities	Reexport (kg)  <input type="text" value="Input in kg"/>	Reexport (kg)  <input type="text" value="Input in kg"/>
Collected quantities	Collected by municipality (kg)  <input type="text" value="Input in kg"/> Collected by producer (kg)  <input type="text" value="Input in kg"/> Own collection - share from distributors  <input type="text" value="Input in kg"/>	Collected by producer (kg)  <input type="text" value="Input in kg"/> Own collection - share from distributors  <input type="text" value="Input in kg"/>
Treated quantities 	Choose treatment facility  +	

Collected quantities

In addition to quantities sold in kilograms, it is in your own interest to report quantities of electronics or batteries which you have taken back or received as used, defect or end-of-life products, since these quantities are offset in your take-back obligation.

For household products and portable batteries, the producer or the collective scheme must register the share of WEEE/waste batteries that the producer has collected from the municipal collection sites. This quantity is stated as collection from "municipal collection".

In addition, the producer may have initiated his own collection of end-of-life products/waste batteries, or he may have received such quantities through a distributor. This quantity must be registered under 'Producer's own collection'. The sum of these three figures per category represents total quantity per category taken back by the producer.

Correspondingly, the producer under a collective scheme has a share in WEEE from households and waste portable batteries collected at the collection sites of the collective scheme (regional collection sites). This quantity is reported by the collective scheme and can be seen in the Annual report under "collective collection".

6. *If you have taken back defect or end-of-life products, you must report this quantity under Own collection. Do not forget to click Save!*

3. Light Sources	Household	Business Collapse ^
Marketed quantities	Marketed (kg) <input type="text" value="0"/>	Marketed (kg) <input type="text" value="Input in kg"/> Responsibility assigned <input type="text" value="Input in kg"/>
Reexported quantities	Reexport (kg) <input type="text" value="Input in kg"/>	Reexport (kg) <input type="text" value="Input in kg"/>
Collected quantities	Collected by municipality (kg) <input type="text" value="Input in kg"/> Collected by producer (kg) <input type="text" value="Input in kg"/> Own collection - share from distributors <input type="text" value="Input in kg"/>	Collected by producer (kg) <input type="text" value="Input in kg"/> Own collection - share from distributors <input type="text" value="Input in kg"/>
Treated quantities	Choose treatment facility <input type="button" value="+"/>	

End-of-life vehicles

Statements of quantity of collected vehicles are executed through the Digital disbursement system for scrapping premium (DUS).

Quantities treated

The collected quantities must be sent to environmentally approved treatment facilities in view of preparation for reuse, recycling or recovery of the resources contained in the electrical equipment and the batteries – this is also called environmental treatment.

For the categories previously registered, the producer must report which recycling facility/-ies the waste products have been sent to for environmental treatment.

It is possible to select between already registered recycling facilities or to add a new one with country code, CVR number, name and address.

7. Enter information about which environmentally approved facility/-ies you use per category. Click Save.

After selection of recycling facility, state per category for electrical equipment and at substance level for batteries the size of the quantities of WEEE/waste batteries 'Sent for treatment'.

For WEEE, you must state per category the size of the quantity (in kilograms) sent for treatment and the size of the quantity prepared for reuse, recycling or incinerated with energy recovery (in kilograms).

Subsequently, the system calculates the remaining field, i.e. either the recycled/recovered quantity or the efficiency rate. Waste incineration with heat and electricity combined with recycling sum up the recovery definition. Any remaining quantity is computed automatically in the system.

8. First enter the quantity you have sent to the facility, then enter what this facility has reported (generally in %) as the result of the treatment. You have to convert from percentage to kilograms yourself.

The calculations will appear from the producer's annual statement that also shows whether they comply with current environmental targets.

Special for batteries

For waste batteries you must state at substance level the size of the quantity sent for treatment, including the share treated in view of recycling.

Note! Incineration is not a permitted treatment option for batteries.

Environmental treatment of vehicles

Car dismantler's reporting of recovered substances in connection with environmental treatment is carried out through producentansvar.dk which links to the former bilordning.dk. This reporting is referred to as IMB under the menu "For car dismantlers".

The reporting procedure is now completed - click Save.

Reporting statement

To finish the reporting you must create a reporting statement. You create this declaration by clicking Save in connection with your reporting, or you can do so in the menu under Statements - Create Reporting statement.

9. Select at the bottom of the reporting page or under the menu on the left-hand side under "Statement"

Statements
Reporting Statement
All producers must each year certify that the registered company information is up-to-date and this year's quantity reporting is correct.

Auditor and Management Statements
Producers who market electronic products (WEEE) must also validate their reporting of marketed quantities by an approved auditor or by the management of the company. When you click the 'Create Auditor / Management statement' button, you will be guided to choose the right statement. Read more about [Auditor's Attestation or Management's Statements](#).

2020

2019

2018

2017

2016

Reporting Statement

Type	Status			Created	Progress	Actions
Reporting statement	Done			25-3-2021	<div></div> 100%	<div></div> <div></div>

Create reporting statement

Auditor and Management Statement

Type	Status	Auditor company	Contact	Created	Progress	Actions
Postponed auditor attestation	Done	PRICEWATERHOUSECOOPERS STATSAUTORISERET RE VISIONSPARTNERSELSKAB	Kristian Møller	2-9-2021	<div></div> 100%	<div></div> <div></div>

Create Auditor / Management statement

You must sign with a digital signature. When you have approved the report with your signature "100%" will appear in Present status.

Digital signature

You must sign with a digital signature in various situations in the producer register. Here you can see how to do it and the options available to you. We use the system Penneo.

- When you are to sign, the text you are going to sign will be shown to you. Click Sign.
- A PDF document is created. Click Move on to signature.
- If you do not log on with or do not have a company MitiD Erhverv, you can choose Touch signature that activates your mouse and keyboard.

VIRKSOMHEDSOPLYSNINGER

Virksomhedsnavn	DPA Testvirksomhed
CVR/VAT	2352354234523452345
Land	Surinam
Adresse	Test adresse

Danish NemID

MitID Denmark

MitID Erhverv Denmark

Swedish BankID

Norwegian BankID

Draw signature

Upload your signature picture

Reject to sign

Sign document

Below you can see a signature with Touch.

Underskriv med Touch signatur

Erklæring og samtykke

Med min underskrift bekræfter jeg indholdet og alle datoer i de følgende dokumenter, identificeret ved deres dokumentnøgle og kryptografiske hash-værdi.

Jeg accepterer, at **mit fulde navn, min aktuelle IP-adresse samt mit offentlige certifikat** gemmes og opbevares digitalt, med det formål at kunne påvise underskriftens gyldighed.

Oplysningerne indlæses i underskriften, og er derved tilgængeligt for alle, med adgang til det underskrevne materiale.

Endvidere, med min signatur accepterer jeg den til enhver tid gældende slutbruger licensaftale (EULA) for brugen af Penneo Digital Signatur Platform; <https://penneo.com/eula>

Tegn Billede **Text**

Opret en tekstbaseret signatur

Jens Jensen

Underskrift

Jens Jensen

Underskriv dokumenter ✓

Servicen er leveret af **PENNEO**

Luk

Click Sign document and your reporting is completed.

Dansk Producentansvar, 2023

Vester Farimagsgade 3, 2.

DK-1606 Copenhagen V

Denmark

Tel: +45 39155161

E-mail: info@producentansvar.dk

Web: www.producentansvar.dk